

Investing in Louisiana

The Economic Impact of Louisiana's Largest Public Retirement System



Creating Buying Power

- **A healthy economy is dependent upon consumers with reliable sources of income.** TRSL provides steady, monthly incomes to more than 61,000 retirees and beneficiaries, giving them buying power in their communities.
- **Most TRSL retirees and beneficiaries are Louisiana consumers.** Some 88 percent of those individuals receiving TRSL benefits live in state where they buy Louisiana goods and services.



TRSL at a Glance (as of 6/30/08)

Retirees and Beneficiaries	61,070
Total Benefits Paid	\$1.3 billion
Total Benefits Paid to In-state Recipients	\$1.1 billion
Average Monthly Benefit	\$1,781

- **TRSL benefits have a billion dollar impact in Louisiana.** TRSL paid out more than \$1.3 billion in benefits in 2008. More than \$1.1 billion went to retirees and beneficiaries living in Louisiana.

Impacting Louisiana's Economy

■ TRSL pension dollars impact many industries in our state.

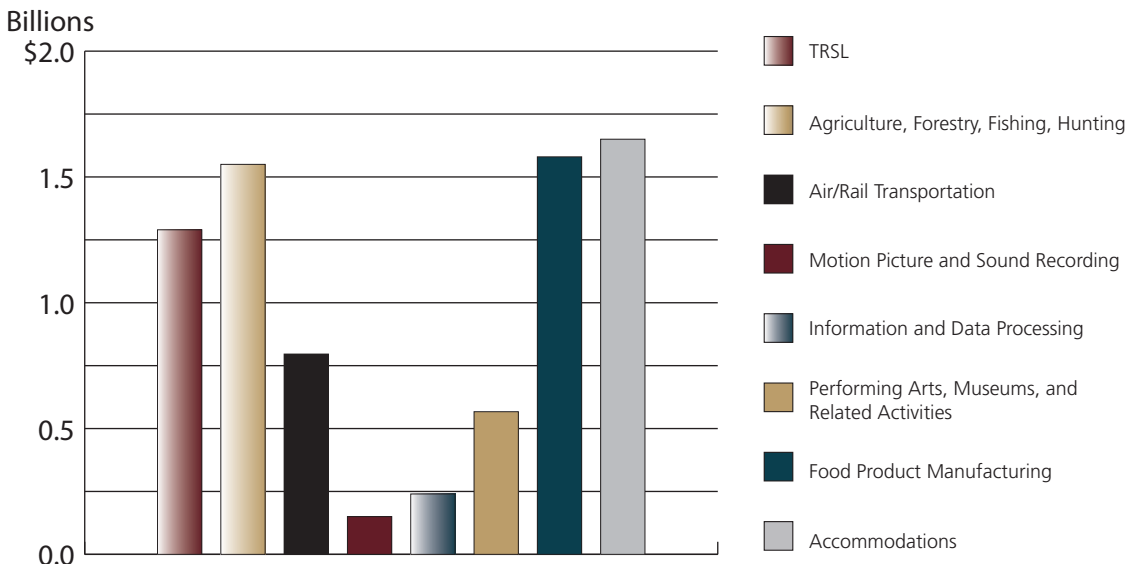


The Ripple Effect

- Each dollar of a TRSL benefit ultimately supports \$1.31 in economic activity/output.
- Approximately 10,300 Louisiana jobs and nearly \$484 million in income were supported by TRSL pensions.
- TRSL beneficiaries generated approximately \$186 million in tax revenues for federal, state, and local governments.

Source: "Pensionomics: Measuring the Economic Impact of State and Local Pension Plans." National Institute on Retirement Security, February 2009

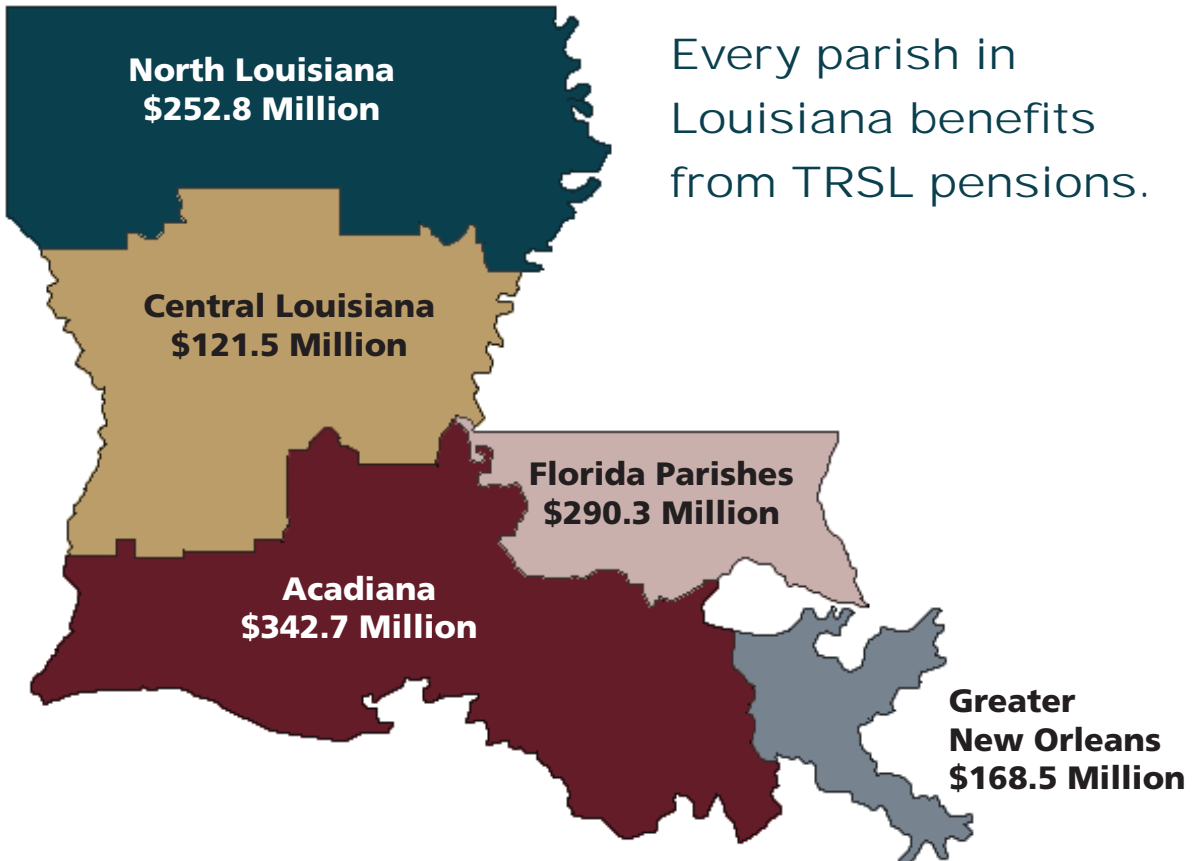
■ TRSL's economic impact is comparable to or greater than several other major economic sectors in the state.



Source: Bureau of Economic Analysis, U.S. Department of Commerce, Gross Domestic Product by State, Louisiana 2006

Helping Local Communities

TRSL paid out more than **\$1.3 billion** in retirement benefits in 2008, of which 88% went to Louisiana residents.



2008 Benefits Payments by Parish

Parish	Benefits	Parish	Benefits
Acadia	\$ 11,585,480.28	Madison	\$ 3,749,689.80
Allen	4,529,946.60	Morehouse	7,204,491.00
Ascension	18,954,674.40	Natchitoches	17,420,103.12
Assumption	5,749,614.72	Orleans	79,252,311.72
Avoyelles	10,736,299.92	Ouachita	45,641,349.00
Beauregard	9,383,642.04	Plaquemines	3,571,241.64
Bienville	5,478,143.64	Pointe Coupee	7,698,784.92
Bossier	23,863,141.08	Rapides	39,809,563.92
Caddo	79,619,680.92	Red River	1,829,181.24
Calcasieu	52,907,761.08	Richland	6,153,479.76
Caldwell	3,020,844.36	Sabine	8,006,779.44
Cameron	771,147.36	St. Bernard	2,917,074.60
Catahoula	3,085,190.16	St. Charles	11,077,764.48
Claiborne	4,683,601.68	St. Helena	2,206,529.52
Concordia	5,720,187.96	St. James	8,229,933.96
DeSoto	7,222,534.80	St. John the Baptist	8,817,969.36
East Baton Rouge	160,473,883.32	St. Landry	28,731,275.88
East Carroll	2,360,292.12	St. Martin	10,104,990.48
East Feliciana	4,362,185.40	St. Mary	11,852,770.08
Evangeline	9,263,100.96	St. Tammany	50,105,643.48
Franklin	7,344,403.80	Tangipahoa	33,200,106.24
Grant	5,752,525.32	Tensas	2,010,992.76
Iberia	19,266,173.88	Terrebonne	24,119,667.84
Iberville	7,351,437.24	Union	4,952,977.32
Jackson	5,580,838.08	Vermilion	13,418,201.40
Jefferson	82,805,668.08	Vernon	8,511,204.48
Jefferson Davis	8,933,344.80	Washington	13,287,384.48
Lafayette	53,256,347.28	Webster	12,606,909.24
Lafourche	30,687,861.72	West Baton Rouge	5,344,570.20
LaSalle	3,729,255.96	West Carroll	3,823,476.48
Lincoln	25,729,592.88	West Feliciana	2,989,930.56
Livingston	18,381,196.44	Winn	4,880,759.88

Investing in Louisiana

- **TRSL invests in companies with an economic presence in Louisiana.** These funds help businesses grow, provide jobs for our citizens, and strengthen our economy. TRSL has approximately \$2.0 billion in total investments and co-investments with companies, funds, and properties connected to our state. Of that figure, \$50 million represents investments with businesses headquartered or properties located in Louisiana, which include the following:



- ✓ **Amedisys Inc**
- ✓ **CenturyTel Inc**
- ✓ **Entergy Corp**
- ✓ **Global Inds Ltd**
- ✓ **Hornbeck Offshore**



- ✓ **Lamar Advertising Co**
- ✓ **LHC Group Inc**
- ✓ **Louisiana Fund 1**
- ✓ **Royal Orleans**
- ✓ **Royal Sonesta**



- ✓ **Shaw Group Inc**
- ✓ **Stewart Enterprises**
- ✓ **Superior Energy Svcs**
- ✓ **Tidewater Inc**
- ✓ **Whitney Holding Co**

Investing in Louisiana

Louisiana Brokerage

TRSL spends millions of dollars with Louisiana broker dealers to conduct investment activity on behalf of the system. In the past five years, TRSL has paid these firms more than \$12.8 million in commissions.

Louisiana Incorporated

Louisiana Domiciled*

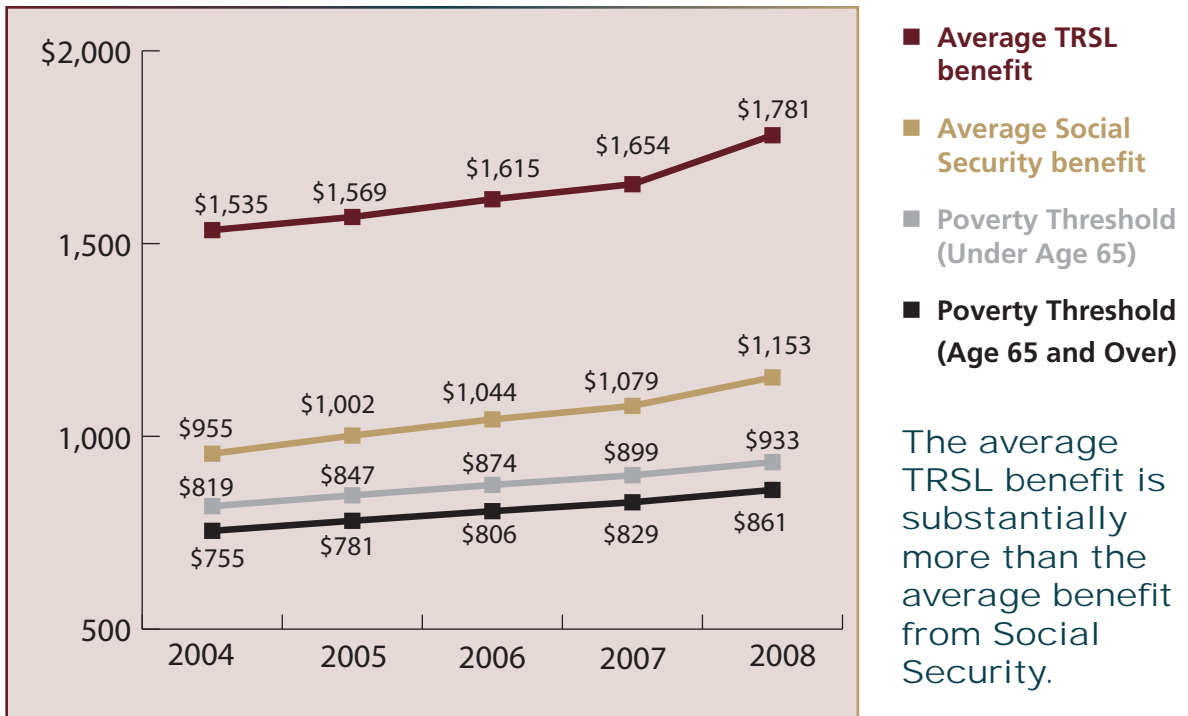
Cullen Investment Group	Francis Financial	A.G. Edwards & Sons	Paine Webber/UBS Financial
Doley Securities	Johnson Rice	Jefferies & Company	Smith Barney
Dorsey & Company	Sisk Investments	Legg Mason	Wachovia Securities
FBT Investments	Sisung Securities	Merrill Lynch	Williams Capital
		Morgan Keegan	

*Firm incorporated in another state, but with a Louisiana office



Promoting Economic Security

- **The average annual TRSL retirement benefit is \$21,372.** This is a stable source of income allowing individuals to continue purchasing goods and services even in uncertain economic times.
- **TRSL benefits promote economic security.** Stable pensions promote self-sufficiency instead of dependence on costly government programs.



Source: Social Security Administration and U.S. Census Bureau

- **TRSL serves one out of every 30 Louisiana residents.** TRSL provides critical retirement income to more than 61,000 retirees and beneficiaries, and also makes important retirement planning services available to more than 85,000 future retirees.

Impacting Education

- **TRSL retirement benefits are a key recruiting tool.** A secure pension from TRSL is an attractive benefit that helps Louisiana schools recruit and retain qualified professionals.
- **Quality teachers impact Louisiana's workforce.** A strong Louisiana economy is dependent upon a skilled workforce. TRSL benefits play a critical role in attracting and retaining qualified teachers who train future Louisiana workers.



TRSL at a Glance (as of 6/30/08)

Active Members	85,979
Contribution Rate (Regular Plan)	8.0%
Member Contributions	\$323.6 Million



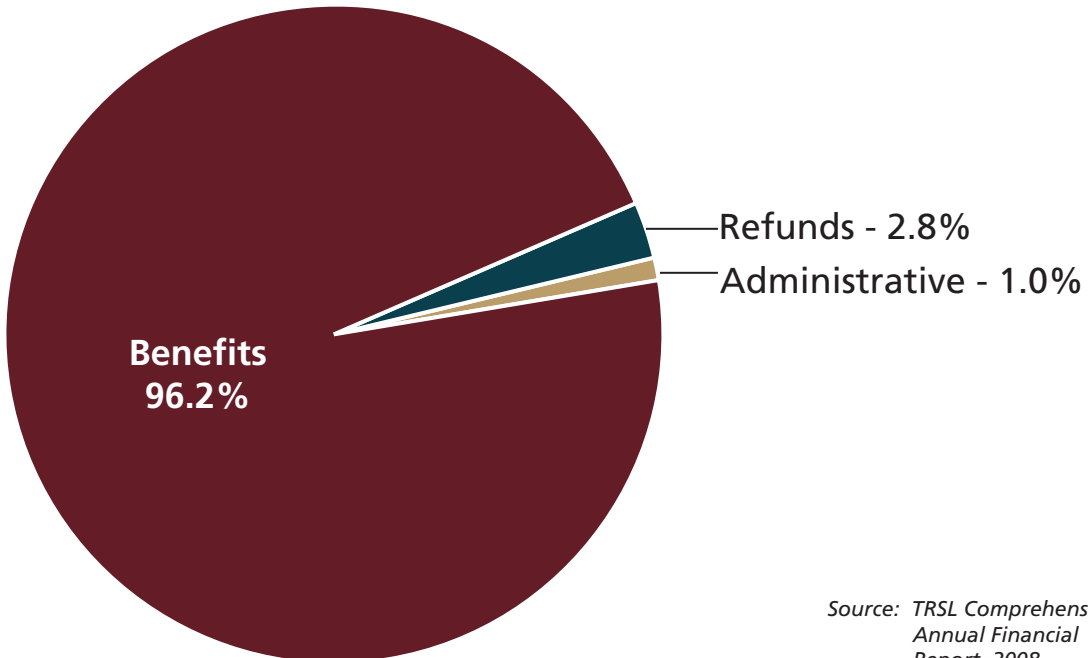
Controlling Costs

TRSL Costs for 2007 (per annuitant and active member)

TRSL Actual Cost	\$73
Peer Group Average Cost	\$98
TRSL Predicted Cost	\$140

- TRSL has been recognized for its cost-effective administration.** Since 2003, a benchmarking service has compared TRSL against similarly sized public pension systems. Results show TRSL administrative costs are lower than its peer group, and significantly lower than predicted costs.

Expenses by Type — 10-Year Average (1999-2008)



Source: TRSL Comprehensive Annual Financial Report, 2008

Key Points

- TRSL benefits have a billion dollar impact in Louisiana.
- Most TRSL retirees and beneficiaries are Louisiana consumers.
- TRSL has significant investments in Louisiana.
- TRSL benefits promote economic security.
- Secure pensions from TRSL attract quality teachers who educate future Louisiana workers.
- TRSL has been recognized for its cost-effective administration.

TRSL Board of Trustees

Anne H. Baker

Chair, Retired Teachers

Irvin R. West, Jr.

Vice Chair, 5th District

Darlene L. LeBlanc

1st District

Eula M. Beckwith

2nd District

Carole J. White

3rd District

Dominic Salinas, Ed.D.

4th District

Joyce P. Haynes

6th District

Sheryl R. Abshire, Ph.D.

7th District

William C. "Bill" Baker, Ed.D.

Retired Teachers

Jerry J. Baudin, Ph.D.

Colleges & Universities

William Britt

Superintendents

Bonnie H. Brooks

School Food Service

Ex Officio Members

D.A. "Butch" Gautreaux

Chair, Senate Retirement Committee

John N. Kennedy

State Treasurer

Paul G. Pastorek

State Superintendent of Education

Joel C. Robideaux

Chair, House Retirement Committee

Vision

Retirement security in a changing world

Mission

Manage the Teachers' Retirement System of Louisiana in a manner that creates the highest degree of confidence in our integrity, efficiency, fairness, and financial responsibility